








DFRDB CASE STUDY ENTRY INSTRUCTIONS

Fellow DFRDB Recipient,

Our aim is to quantify and illustrate the effects of the provisions in the DFRDB Act, which are denying us our benefits, based on a statistically valid sample of the whole DFRDB recipient population. To do this we require the following details:

Date of Retirement * 
<input type="text" value="yyyy-mm-dd"/>
Effective Years of Service * 
<input type="text" value="Effective Years of Service"/>
Enter the number of Fully Completed Years only
Initial Retirement Pay Entitlement * 
<input type="text" value="\$"/>
Enter the Pre-Tax Amount (per annum)
Total Amount Commuted * 
<input type="text" value="\$"/>
Enter the Amount before Tax or any Other Deductions
Gross Reduced Rate of Retirement Pay * 
<input type="text" value="\$"/>
Enter the Pre-Tax Amount (per annum)
Current Rate of Retirement Pay * 
<input type="text" value="\$"/>
Enter the amount next to "Your new gross fortnightly pension is:" on your most recent Statement
Date of Effect * 
<input type="text" value="yyyy-mm-dd"/>

If you don't already have this information, the Commonwealth Superannuation Corporation (CSC) is obliged to provide it.

DFRDB CASE STUDY ENTRY INSTRUCTIONS

Requesting your Retirement Details

To request the information from CSC send an email to FOI@csc.gov.au and ask them to provide you with the following details:

1. Date of Retirement
2. Effective Years of Service
3. Initial Retirement Pay Entitlement
4. Total Amount Commuted
5. Initial Gross Reduced Rate of Retirement Pay

Don't forget to quote your DFRDB account number, which will be; (Navy/Armey/RAAF) + Service Number + DF, for example; A1234567DF.

Viewing your Latest DFRDB Statement

You can view/print your latest DFRDB Statement by clicking on;

[DFRDB Member Services Online – Login.](#)

You will have to register if it is the first time you have visited the site.

Once you have logged in;

Under **Member Services**, click My Statements.

then, Click here for your CPI and Tax Information.

then, July 2018 CPI Advice.pdf.

The amount required is adjacent to; **Your new gross fortnightly pension:**

Please do not click [Submit] on the Case Study entry form until you have entered your actual details.

Under no circumstances will your name be used in any report produced from these Case Studies.

Herb Ellerbock